

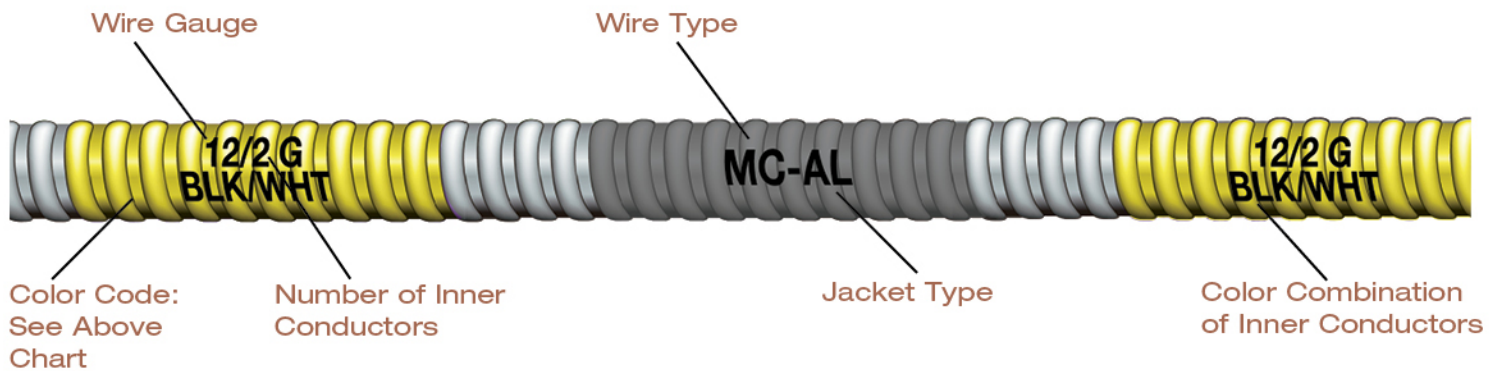
SMARTCOLOR ID® GUIDE

Our removable SmartColorID® labels are spaced at regular intervals on the exterior of the metal sheathing. Available in aluminum or steel MC cables.

MC/AC Size	Color Code
8 AWG	Black
10 AWG	Orange
12 AWG	Yellow
14 AWG	White


MC Jacket	Color Code
Steel	Blue
Aluminum	Gray

Special Constructions	Color Code
Fire Alarm	Red
Healthcare	Green
SmartGround	Purple
MC-Isolated Ground	White
MC-Oversized Neutral	White
MC-Multi-Neutral	White
MC-Multi-Circuit	White
AC-Armored Cable	White



MC SmartGround™

Self-grounding, a faster and more convenient way to install MC cable! MC SmartGround™ contains an aluminum bond wire that remains in constant contact with the metal sheathing, whereby the sheathing itself becomes part of the grounding path. Encore's MC products provide lower installation cost when compared to traditional conduit and wire, aluminum or steel interlocked sheathing, and MC SmartGround™ can reduce installation time even more by eliminating the additional step of terminating the ground. Also available in MC HCF-SmartGround™.



AC-HCF SmartColorID®

Encore Wire's armor-clad Healthcare Facility Cable is now offered with a unique, removable label for easy identification. Available in interlocked aluminum or steel armor.

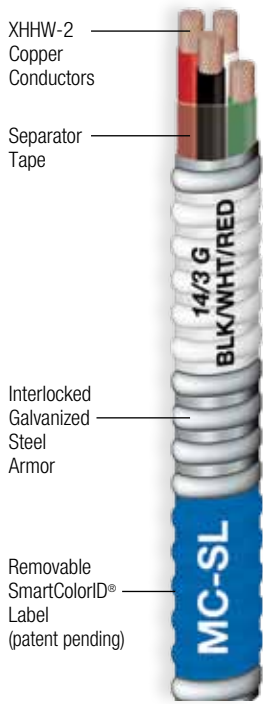


EmergMC™

Encore Wire's plenum rated, limited power (FPLP) Fire Alarm and Control Cable is perfectly designed for your emergency systems. EmergMC™ fire alarm cable is easily identified by our SmartColorID® labeling system.



TYPE MC-COPPER CONDUCTOR STEEL ARMOR/XHHW-2 INNERS



ENGINEERING SPECIFICATIONS:

Standards:

Underwriters Laboratories Standards UL-44, UL-1569 for type MC, NEMA WC 70/CEA 5-95-658 Federal Specification A-A59544, IEEE 1202 (70,000 Btu/hr) Vertical Cable Tray Flame Test, and the National Electric Code (NEC); ARRA 2009; Section 1605 "Buy American" Compliant

Applications:

- Permitted use for service power and feeder distribution in industrial, commercial, and multi-residential buildings
- Acceptable for power, lighting, control, and signal circuits
- Allowable in concealed or exposed systems
- Permitted use in dry locations and embedded in plaster finish on brick or other masonry except in damp or wet locations
- Utilized for environmental air-handling spaces (NEC 300.22)(C)
- Allowable in assembly occupancies (NEC 518.4)
- Permissible in theaters, audience areas of motion pictures, television studios, and similar locations (NEC 520.5)
- Allowable installations in approved raceways and cable trays (NEC 392)
- Suitable for installation under raised floors for IT equipment (NEC 645.5)
- Permitted in Class I Div. 2, Class II Div. 2, and Class III Div. 1 Hazardous Locations
- Listed for use in UL 1, 2, and 3 Hour Through-Penetration Firestop Systems



SmartColorID®

CONSTRUCTION:

Available in sizes 14 AWG through 750 KCMIL, Encore's Metal Clad Cable is constructed with soft-drawn copper, Type XHHW-2 conductors rated 90°C dry locations. Sizes 14 AWG through 1 AWG contain a green insulated grounding conductor. Larger sizes are supplied with a bare ground conductor. All conductors are cabled together with separator tape containing the identification print legend to form the cable core. Interlocked galvanized steel armor is applied over the entire assembly.

Type MC-Copper Conductor Steel Armor/XHHW-2 Inners 600V

Conductors			Overall Diameter (in)	Approximate Net Weight (lbs/1000 ft)	Allowable Ampacity (Amps)*		Standard Packaging	
AWG/No.	Type	Green Ground			75°C	90°C	Coil (ft)	Reel (ft)
14/2	Stranded	14 AWG	0.464	144	15	15	250'	1000'
14/3	Stranded	14 AWG	0.498	169	15	15	250'	1000'
14/4	Stranded	14 AWG	0.536	195	15	15	250'	1000'
12/2	Stranded	12 AWG	0.503	176	20	20	250'	1000'
12/3	Stranded	12 AWG	0.542	210	20	20	250'	1000'
12/4	Stranded	12 AWG	0.584	245	20	20	250'	1000'
10/2	Stranded	10 AWG	0.553	227	30	30	250'	1000'
10/3	Stranded	10 AWG	0.597	275	30	30	250'	1000'
10/4	Stranded	10 AWG	0.646	325	30	30	250'	1000'
8/2	Stranded	10 AWG	0.677	359	50	55	200'	500'/1000'
8/3	Stranded	10 AWG	0.757	447	50	55	200'	500'/1000'
8/4	Stranded	10 AWG	0.834	534	50	55	200'	500'/1000'
6/2	Stranded	8 AWG	0.791	484	65	75	125'	500'/1000'
6/3	Stranded	8 AWG	0.884	610	65	75	125'	500'/1000'
6/4	Stranded	8 AWG	0.974	733	65	75	100'	500'/1000'
4/3	Stranded	8 AWG	0.964	803	85	95	100'	500'
4/4	Stranded	8 AWG	1.070	986	85	95	100'	500'
3/3	Stranded	6 AWG	1.049	969	100	115	100'	500'
3/4	Stranded	6 AWG	1.164	1190	100	115	100'	500'
2/3	Stranded	6 AWG	1.103	1123	115	130	100'	500'
2/4	Stranded	6 AWG	1.228	1393	115	130	100'	500'

Note: Ampacities are based on Table 310.15(B)(16) of the NEC. *Ampacities shown are for general use as specified by the NEC, Section 310.15.

For equipment marked for use at higher temperatures, the conductor ampacity shall be limited to the following per NEC 110.14(C):

60°C when terminated to equipment for circuits rated 100 amperes or less or marked for size 14 AWG through 1 AWG conductor.

75°C when terminated to equipment for circuits rated over 100 amperes or marked for conductors larger than 1 AWG.

90°C for ampacity derating purposes.

When the neutral is considered current-carrying conductor, the ampacity of 4/C cables shall be reduced by a factor of 0.80 per NEC 310.15(B)(2)(a).

The above data is approximate and subject to normal manufacturing tolerances.

Features:

Installation costs reduced up to 50% over conduit and wire. Insulating anti-short bushings are supplied with each reel or coil. SmartColorID® labels are spaced at regular intervals on the exterior of the metal sheathing and are removable. For ease of installation and pulling, cable is reverse wound on reels. Coils are designed to be pulled from the inside.

Standard Conductor Color Coding

Number	120/208Y
2	Black/White
3	Black/Red/White
4	Black/Red/Blue/White
Ground	Green

Additional colors available subject to ERQ

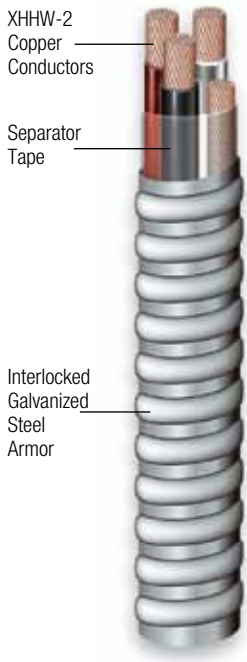
SmartColorID® Legend:



See page 104 for complete legend

Number	277/480Y
2	Brown/Gray
2	Orange/Gray
2	Yellow/Gray
2	Purple/Gray
3	Brown/Yellow/Gray
3	Brown/Orange/Gray
4	Brown/Orange/Yellow/Gray
4	Brown/Yellow/Purple/Gray
Ground	Green

TYPE MC-COPPER CONDUCTOR STEEL ARMOR/XHHW-2 INNERS



ENGINEERING SPECIFICATIONS:

Standards:

Underwriters Laboratories Standards UL-44, UL-1569 for type MC, NEMA WC 70/ICEA 5-95-658; Federal Specification A-A59544, IEEE 1202 (70,000 Btu/hr) Vertical Cable Tray Flame Test, and the National Electric Code (NEC); ARRA 2009; Section 1605 "Buy American" Compliant

Applications:

- Permitted use for service power and feeder distribution in industrial, commercial, and multi-residential buildings
- Acceptable for power, lighting, control, and signal circuits
- Allowable in concealed or exposed systems
- Permitted use in dry locations and embedded in plaster finish on brick or other masonry except in damp or wet locations
- Utilized for environmental air-handling spaces (NEC 300.22)(C)
- Allowable in assembly occupancies (NEC 518.4)
- Permissible in theaters, audience areas of motion pictures, television studios, and similar locations (NEC 520.5)
- Allowable installations in approved raceways and cable trays (NEC 392)
- Suitable for installation under raised floors for IT equipment (NEC 645.5)
- Permitted in Class I Div. 2, Class II Div. 2, and Class III Div. 1 Hazardous Locations
- Listed for use in UL 1, 2, and 3 Hour Through-Penetration Firestop Systems

CONSTRUCTION:

Available in sizes 14 AWG through 750 KCMIL, Encore's Metal Clad Cable is constructed with soft-drawn copper, Type XHHW-2 conductors rated 90°C dry locations. Sizes 14 AWG through 1 AWG contain a green insulated grounding conductor. Larger sizes are supplied with a bare ground conductor. All conductors are cabled together with separator tape containing the identification print legend to form the cable core. Interlocked galvanized steel armor is applied over the entire assembly.

Type MC-Copper Conductor Steel Armor/XHHW-2 Inners 600V

Conductors			Outside Diameter Over Armor (in)	Approximate Net Weight (lbs/1000 ft)	Allowable Ampacity (Amps)*		Standard Packaging (ft)
AWG/No.	Type	Ground			75°C	90°C	
1/3	Stranded	6 AWG Green Insulated	1.195	1520	130	145	1000' reels
1/4	Stranded	6 AWG Green Insulated	1.336	1881	130	145	1000' reels
1/0-3	Stranded	6 AWG Bare	1.213	1746	150	170	1000' reels
1/0-4	Stranded	6 AWG Bare	1.335	2185	150	170	1000' reels
2/0-3	Stranded	6 AWG Bare	1.308	2019	175	195	1000' reels
2/0-4	Stranded	6 AWG Bare	1.441	2531	175	195	1000' reels
3/0-3	Stranded	4 AWG Bare	1.415	2478	200	225	1000' reels
3/0-4	Stranded	4 AWG Bare	1.562	3115	200	225	1000' reels
4/0-3	Stranded	4 AWG Bare	1.536	2967	230	260	1000' reels
4/0-4	Stranded	4 AWG Bare	1.697	3755	230	260	1000' reels
250-3	Stranded	4 AWG Bare	1.648	3411	255	290	1000' reels
250-4	Stranded	4 AWG Bare	1.822	4334	255	290	1000' reels
300-3	Stranded	3 AWG Bare	1.760	3579	285	320	1000' reels
300-4	Stranded	3 AWG Bare	1.948	4642	285	320	1000' reels
350-3	Stranded	3 AWG Bare	1.862	4508	310	350	1000' reels
350-4	Stranded	3 AWG Bare	2.061	5763	310	350	1000' reels
400-3	Stranded	3 AWG Bare	1.956	4606	335	380	1000' reels
400-4	Stranded	3 AWG Bare	2.167	5996	335	380	1000' reels
500-3	Stranded	2 AWG Bare	2.131	6117	380	430	1000' reels
500-4	Stranded	2 AWG Bare	2.363	7865	380	430	1000' reels
600-3	Stranded	2 AWG Bare	2.411	7211	420	475	1000' reels
600-4	Stranded	2 AWG Bare	2.677	9294	420	475	1000' reels
750-3	Stranded	1 AWG Bare	2.631	8844	475	535	1000' reels
750-4	Stranded	1 AWG Bare	2.923	11431	475	535	1000' reels

Note: Ampacities are based on Table 310.15(B)(16) of the NEC. *Ampacities shown are for general use as specified by the NEC, Section 310.15. For equipment marked for use at higher temperatures, the conductor ampacity shall be limited to the following per NEC 110.14(C):
 60°C when terminated to equipment for circuits rated 100 amperes or less or marked for size 14 AWG through 1 AWG conductor.
 75°C when terminated to equipment for circuits rated over 100 amperes or marked for conductors larger than 1 AWG.
 90°C for ampacity derating purposes.
 When the neutral is considered current-carrying conductor, the ampacity of 4/C cables shall be reduced by a factor of 0.80 per NEC 310.15(B)(2)(a).
 The above data is approximate and subject to normal manufacturing tolerances.

Features:

Installation costs reduced up to 50% over conduit and wire. Insulating anti-short bushings are supplied with each reel. For ease of installation and pulling, cable is reverse wound on reels.

Standard Conductor Color Coding

Number	120/208Y
2	Black/White
3	Black/Red/White
4	Black/Red/Blue/White
Ground	Bare

Additional colors available subject to ERQ

Number	277/480Y
2	Brown/Gray
2	Orange/Gray
2	Yellow/Gray
2	Purple/Gray
3	Brown/Yellow/Gray
3	Brown/Orange/Gray
4	Brown/Orange/Yellow/Gray
4	Brown/Yellow/Purple/Gray
Ground	Bare